

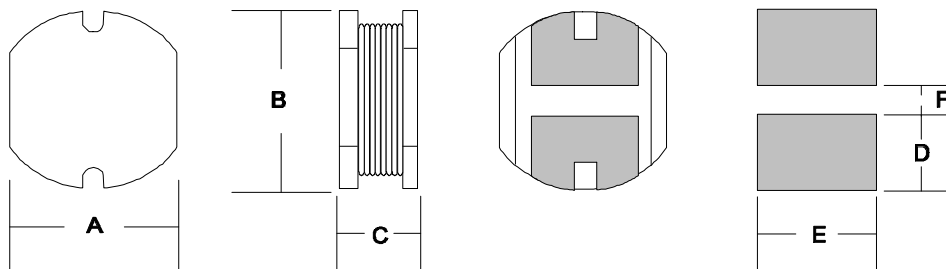
## CD Series

- Low Cost Design
- Low 3.2mm Height Option
- Up to 2.5 Amp
- Typical Reel Size 1500pcs



The **CD** series comes in six package sizes each of which are an of an open wound radial design. The whole range offers excellent *Isat* characteristics for their given size along with excellent shock endurance. Suitable applications include power supplies for VTR,OA equipment, Notebook PC, LCD display and DC/DC converters.


### COMPONENT OUTLINE



### DIMENSIONS

ECM Type	Inductance Range	A (mm)	B	C	D	E	F
CD43	1.0uH ~ 68uH	4.00	4.50	3.20	1.75	4.50	1.50
CD54	10uH ~ 220uH	5.20	5.80	4.50	2.15	5.50	1.70
CD73	10uH ~ 330uH	7.00	7.80	3.50	3.00	7.50	2.00
CD75	10uH ~ 470uH	7.00	7.80	5.00	3.00	7.50	2.00
CD104	10uH ~ 560uH	9.00	10.00	4.00	3.75	9.50	2.50
CD105	10uH ~ 820uH	9.00	10.00	5.40	3.75	9.50	2.50

# ECM Surface Mount Power Inductors



<b>ECM Part</b>	<b>L (mH)</b>	<b>Tol %</b>	<b>R<sub>DC</sub> MAX (W)</b>	<b>I<sub>DC</sub> I<sub>N</sub> (A)</b>
-----------------	---------------	--------------	-------------------------------	---

## CD43 Series

CD43-1R0	1.0 @7.96 MHz	M	48.70m	2.56
CD43-1R4	1.5 @7.96 MHz	M	56.20m	2.52
CD43-1R8	1.8 @7.96 MHz	M	63.70m	1.95
CD43-2R2	2.2 @7.96 MHz	M	71.20m	1.75
CD43-2R7	2.7 @7.96 MHz	M	78.70m	1.58
CD43-3R3	3.3 @7.96 MHz	M	86.20m	1.44
CD43-3R9	3.9 @7.96 MHz	M	93.70m	1.33
CD43-4R7	4.7 @7.96 MHz	M	108.70m	1.15
CD43-5R6	5.6 @7.96 MHz	M	125.70m	0.99
CD43-6R8	6.8 @7.96 MHz	M	131.20m	0.95
CD43-8R2	8.2 @7.96 MHz	M	146.20m	0.84
CD43-100	10 @2.52 MHz	M	0.182	1.04
CD43-120	12 @2.52 MHz	M	0.210	0.97
CD43-150	15 @2.52 MHz	M	0.235	0.85
CD43-220	22 @2.52 MHz	M	0.378	0.68
CD43-270	27 @2.52 MHz	M	0.522	0.62
CD43-330	33 @2.52 MHz	K	0.540	0.56
CD43-390	39 @2.52 MHz	K	0.587	0.52
CD43-470	47 @2.52 MHz	K	0.844	0.44
CD43-560	56 @2.52 MHz	K	0.937	0.42
CD43-680	68 @2.52 MHz	K	1.117	0.37

## CD54 Series


CD54-100	10 @2.52 MHz	M	0.10	1.44
CD54-120	12 @2.52 MHz	M	0.12	1.40
CD54-150	15 @2.52 MHz	M	0.14	1.30
CD54-180	18 @2.52 MHz	M	0.15	1.23
CD54-220	22 @2.52 MHz	M	0.18	1.11
CD54-270	27 @2.52 MHz	M	0.20	0.97
CD54-330	33 @2.52 MHz	M	0.23	0.88
CD54-390	39 @2.52 MHz	M	0.32	0.80
CD54-470	47 @2.52 MHz	M	0.37	0.72
CD54-560	56 @2.52 MHz	K	0.42	0.68
CD54-680	68 @2.52 MHz	K	0.46	0.61
CD54-820	82 @2.52 MHz	K	0.60	0.58
CD54-101	100 @1.0 kHz	K	0.70	0.52
CD54-121	120 @1.0 kHz	K	0.93	0.48
CD54-151	150 @1.0 kHz	K	1.10	0.40
CD54-181	180 @1.0 kHz	K	1.38	0.38
CD54-221	220 @1.0 kHz	K	1.57	0.36

**TOLERANCE; K=10%, M=20%.**

ECM Electronics Limited, Penmaen House, Ashington, West Sussex, RH20 3JR, UK  
 Tel: +44(0)1903 892810: Fax: +44(0)1903 892738. Email: [ecm@ecmelectronics.co.uk](mailto:ecm@ecmelectronics.co.uk)

Although we have attempted to accurately reflect the products we market. ECM reserve the right without prior notice to discontinue any product or make design changes we believe necessary.

# ECM Surface Mount Power Inductors



<b>ECM Part</b>	<b>L (mH)</b>	<b>Tol %</b>	<b>R<sub>DC</sub> MAX (W)</b>	<b>I<sub>DC</sub> I<sub>N</sub> (A)</b>
-----------------	---------------	--------------	-------------------------------	---

## CD73 Series

CD73-100	10 @2.52 MHz	M	0.08	1.44
CD73-120	12 @2.52 MHz	M	0.09	1.39
CD73-150	15 @2.52 MHz	M	0.10	1.24
CD73-180	18 @2.52 MHz	M	0.11	1.12
CD73-220	22 @2.52 MHz	M	0.13	1.07
CD73-270	27 @2.52 MHz	M	0.15	0.94
CD73-330	33 @2.52 MHz	M	0.17	0.85
CD73-390	39 @2.52 MHz	M	0.22	0.74
CD73-470	47 @2.52 MHz	M	0.25	0.68
CD73-560	56 @2.52 MHz	K	0.28	0.64
CD73-680	68 @2.52 MHz	K	0.33	0.59
CD73-820	82 @2.52 MHz	K	0.41	0.54
CD73-101	100 @1.0 kHz	K	0.48	0.51
CD73-121	120 @1.0 kHz	K	0.54	0.49
CD73-151	150 @1.0 kHz	K	0.76	0.40
CD73-181	180 @1.0 kHz	K	1.02	0.36
CD73-221	220 @1.0 kHz	K	1.20	0.31
CD73-271	270 @1.0 kHz	K	1.30	0.29
CD73-331	330 @1.0 kHz	K	1.50	0.28

## CD75 Series


CD75-100	10 @2.52 MHz	K	0.07	2.30
CD75-120	12 @2.52 MHz	K	0.08	2.00
CD75-150	15 @2.52 MHz	K	0.09	1.80
CD75-180	18 @2.52 MHz	K	0.10	1.60
CD75-220	22 @2.52 MHz	K	0.11	1.50
CD75-270	27 @2.52 MHz	K	0.12	1.30
CD75-330	33 @2.52 MHz	K	0.13	1.20
CD75-390	39 @2.52 MHz	K	0.16	1.10
CD75-470	47 @2.52 MHz	K	0.18	1.06
CD75-560	56 @2.52 MHz	K	0.24	0.94
CD75-680	68 @2.52 MHz	K	0.28	0.85
CD75-820	82 @2.52 MHz	K	0.37	0.78
CD75-101	100 @1.0 kHz	K	0.43	0.72
CD75-121	120 @1.0 kHz	K	0.47	0.66
CD75-151	150 @1.0 kHz	K	0.64	0.58
CD75-181	180 @1.0 kHz	K	0.71	0.51
CD75-221	220 @1.0 kHz	K	0.96	0.49
CD75-271	270 @1.0 kHz	K	1.11	0.42
CD75-331	330 @1.0 kHz	K	1.26	0.40
CD75-391	390 @1.0 kHz	K	1.77	0.36
CD75-471	470 @1.0 kHz	K	1.96	0.34

**TOLERANCE; K=10%, M=20%.**

ECM Electronics Limited, Penmaen House, Ashington, West Sussex, RH20 3JR, UK  
Tel: +44(0)1903 892810: Fax: +44(0)1903 892738. Email: [ecm@ecmelectronics.co.uk](mailto:ecm@ecmelectronics.co.uk)

Although we have attempted to accurately reflect the products we market. ECM reserve the right without prior notice to discontinue any product or make design changes we believe necessary.

# ECM Surface Mount Power Inductors



<b>ECM Part</b>	<b>L (mH)</b>	<b>Tol %</b>	<b>R<sub>DC</sub> MAX (W)</b>	<b>I<sub>DC</sub> I<sub>N</sub> (A)</b>
-----------------	---------------	--------------	-------------------------------	---

## CD104 Series

CD104-100	10 @2.52 MHz	M	0.05	2.38
CD104-150	15 @2.52 MHz	M	0.07	1.87
CD104-180	18 @2.52 MHz	M	0.08	1.73
CD104-220	22 @2.52 MHz	M	0.09	1.60
CD104-330	33 @2.52 MHz	M	0.12	1.26
CD104-390	39 @2.52 MHz	M	0.15	1.20
CD104-470	47 @2.52 MHz	M	0.17	1.10
CD104-560	56 @2.52 MHz	K	0.20	1.01
CD104-680	68 @2.52 MHz	K	0.22	0.91
CD104-820	82 @2.52 MHz	K	0.25	0.85
CD104-101	100 @1.0 kHz	K	0.34	0.74
CD104-121	120 @1.0 kHz	K	0.40	0.69
CD104-151	150 @1.0 kHz	K	0.55	0.61
CD104-181	180 @1.0 kHz	K	0.62	0.56
CD104-221	220 @1.0 kHz	K	0.72	0.53
CD104-271	270 @1.0 kHz	K	0.95	0.45
CD104-331	330 @1.0 kHz	K	1.10	0.42
CD104-471	330 @1.0 kHz	K	1.53	0.35
CD104-561	330 @1.0 kHz	K	1.90	0.32

## CD105 Series

CD105-100	10 @2.52 MHz	M	0.06	2.60
CD105-120	12 @2.52 MHz	M	0.07	2.45
CD105-150	15 @2.52 MHz	M	0.08	2.27
CD105-180	18 @2.52 MHz	M	0.09	2.15
CD105-220	22 @2.52 MHz	M	0.10	1.95
CD105-270	27 @2.52 MHz	M	0.11	1.76
CD105-330	33 @2.52 MHz	M	0.12	1.50
CD105-390	39 @2.52 MHz	M	0.14	1.37
CD105-470	47 @2.52 MHz	K	0.17	1.28
CD105-560	56 @2.52 MHz	K	0.19	1.17
CD105-680	68 @2.52 MHz	K	0.22	1.11
CD105-820	82 @2.52 MHz	K	0.25	1.00
CD105-101	100 @1.0 kHz	K	0.35	0.97
CD105-121	120 @1.0 kHz	K	0.40	0.89
CD105-151	150 @1.0 kHz	K	0.47	0.78
CD105-181	180 @1.0 kHz	K	0.63	0.72
CD105-221	220 @1.0 kHz	K	0.73	0.66
CD105-271	270 @1.0 kHz	K	0.97	0.57
CD105-331	330 @1.0 kHz	K	1.15	0.52
CD105-391	390 @1.0 kHz	K	1.30	0.48
CD105-471	470 @1.0 kHz	K	1.48	0.42
CD105-561	560 @1.0 kHz	K	1.90	0.33
CD105-681	680 @1.0 kHz	K	2.25	0.28
CD105-821	820 @1.0 kHz	K	2.25	0.24

**TOLERANCE; K=10%, M=20%.**

ECM Electronics Limited, Penmaen House, Ashington, West Sussex, RH20 3JR, UK  
Tel: +44(0)1903 892810: Fax: +44(0)1903 892738. Email: [ecm@ecmelectronics.co.uk](mailto:ecm@ecmelectronics.co.uk)

Although we have attempted to accurately reflect the products we market. ECM reserve the right without prior notice to discontinue any product or make design changes we believe necessary.